

Unity Application User Guide

Your Quick Start User-Guide.

Index

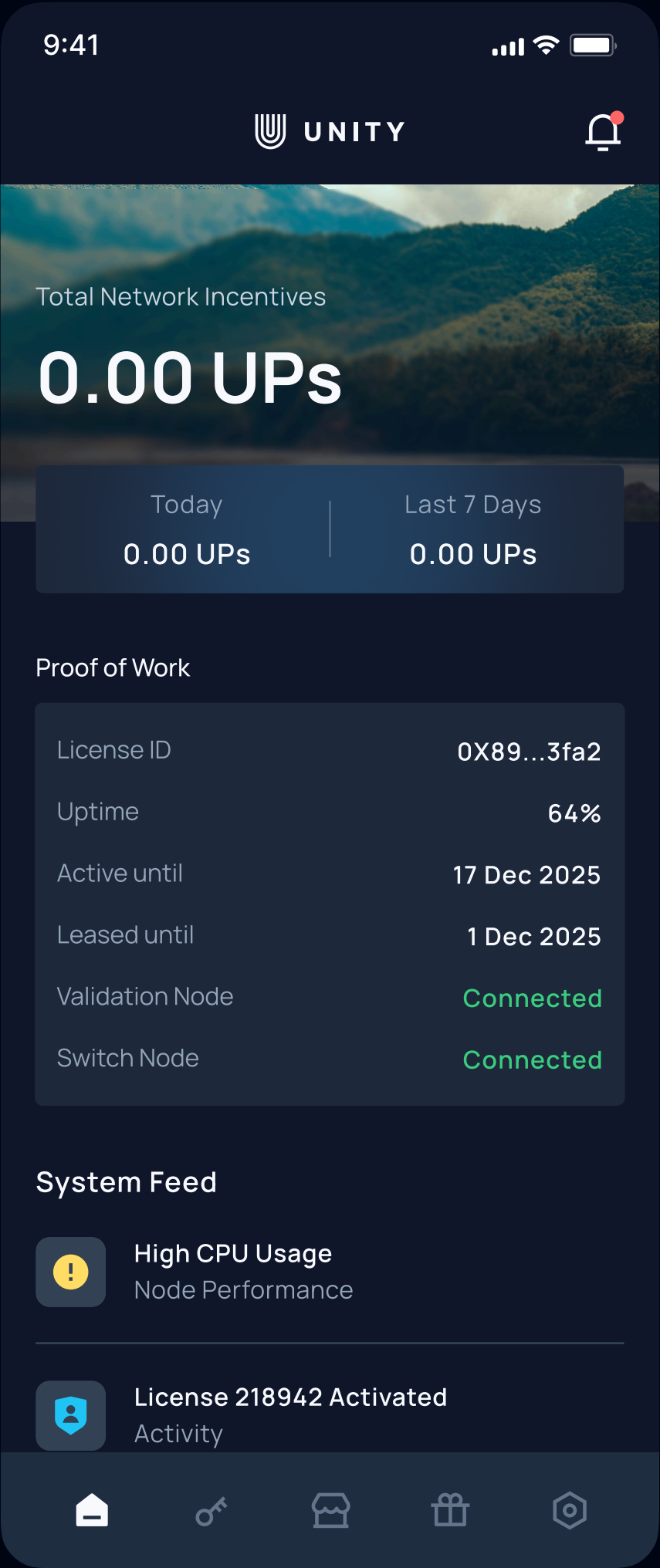
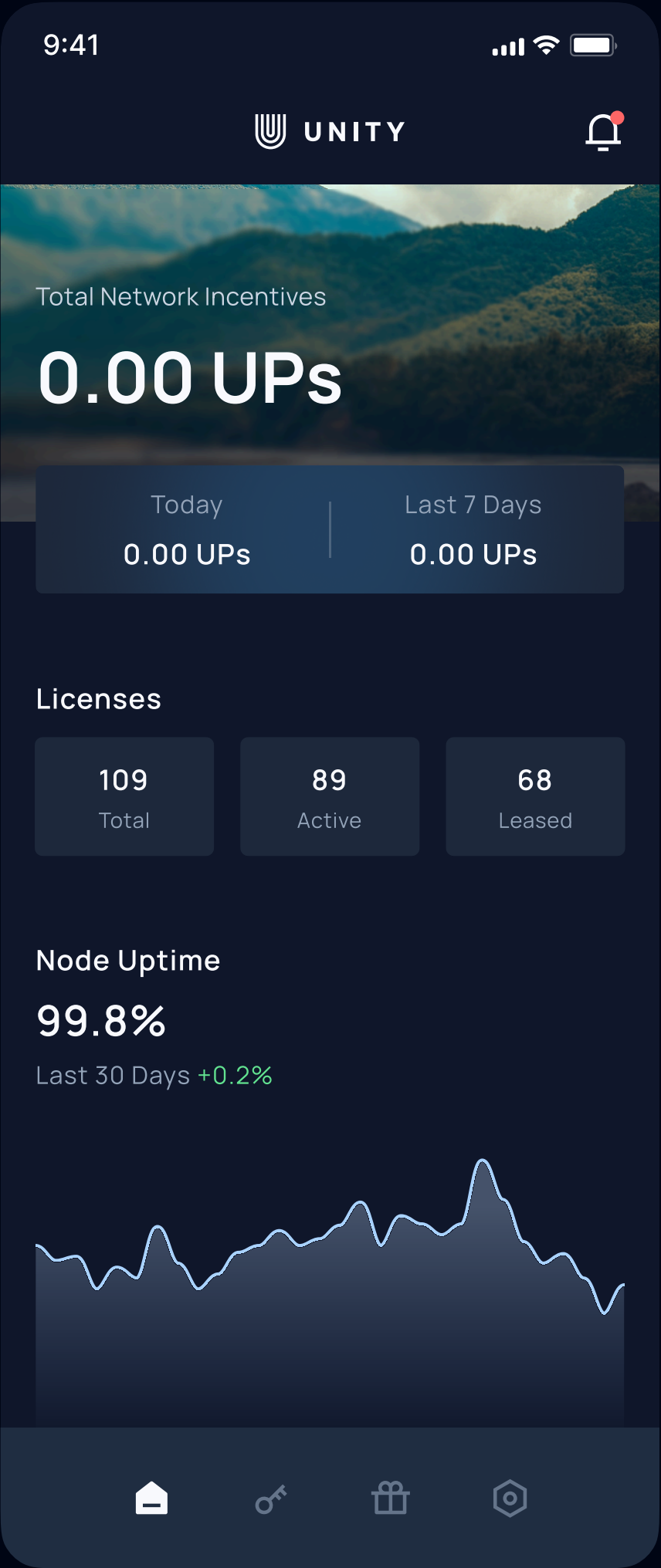
Page 3	Unity Application User Guide
Page 4	Sign in to setup and manage your UNO or ULO
Page 8	ULO: Lease a license offered on the marketplace
Page 10	UNO: Dashboard Explained
Page 13	ULO: Dashboard Explained
Page 16	Network Incentives
Page 20	Settings
Page 23	Troubleshooting
Page 24	Governance and Transparency

Unity Application User Guide

Whether you're a Unity Node Operator (UNO) or a Unity License Operator (ULO), this guide will help you get started quickly.

If you need further assistance, please reach out to the Unity Community at:

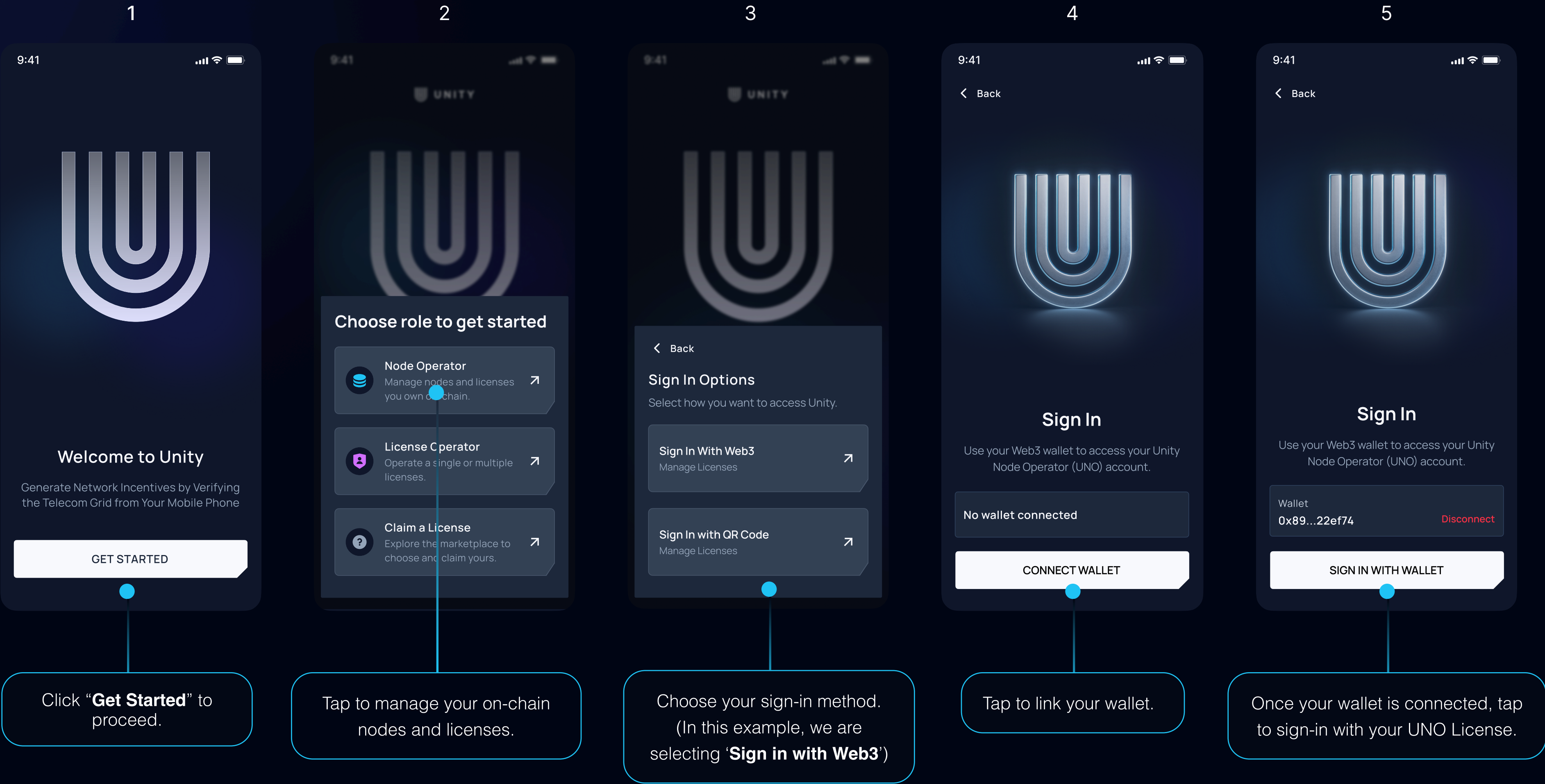
[Youtube](#) | [Telegram](#) | [X](#) [X](#)



Step #1

**Sign in to setup and manage
your UNO or ULO**

Login & Manage as a UNO



Login & Manage as a UNO

6

9:41

Setup Wizard

Marketplace Default Settings

These defaults define how your licenses will be leased by others.

They apply automatically to any new or unconfigured licenses.

Base Terms

Share %

Node OperatorLicense Operator 60%

Duration of lease (Monthly)

2 Months12 Months

Uptime Requirement (Minimum)

Uptime Requirement40%

CONTINUE

Set up your ULO License defaults by selecting the share percentage, lease duration, minimum uptime requirement, and marketplace listing visibility. Once completed, click **Continue.**

7

9:41

Setup Wizard

Review Your License Defaults

Confirm all settings before publishing your default template.

Detail

Share %UNO: 40%ULO: 60%

Lease Duration1 month

Min. Uptime Requirement40%

Marketplace visibilityVisible

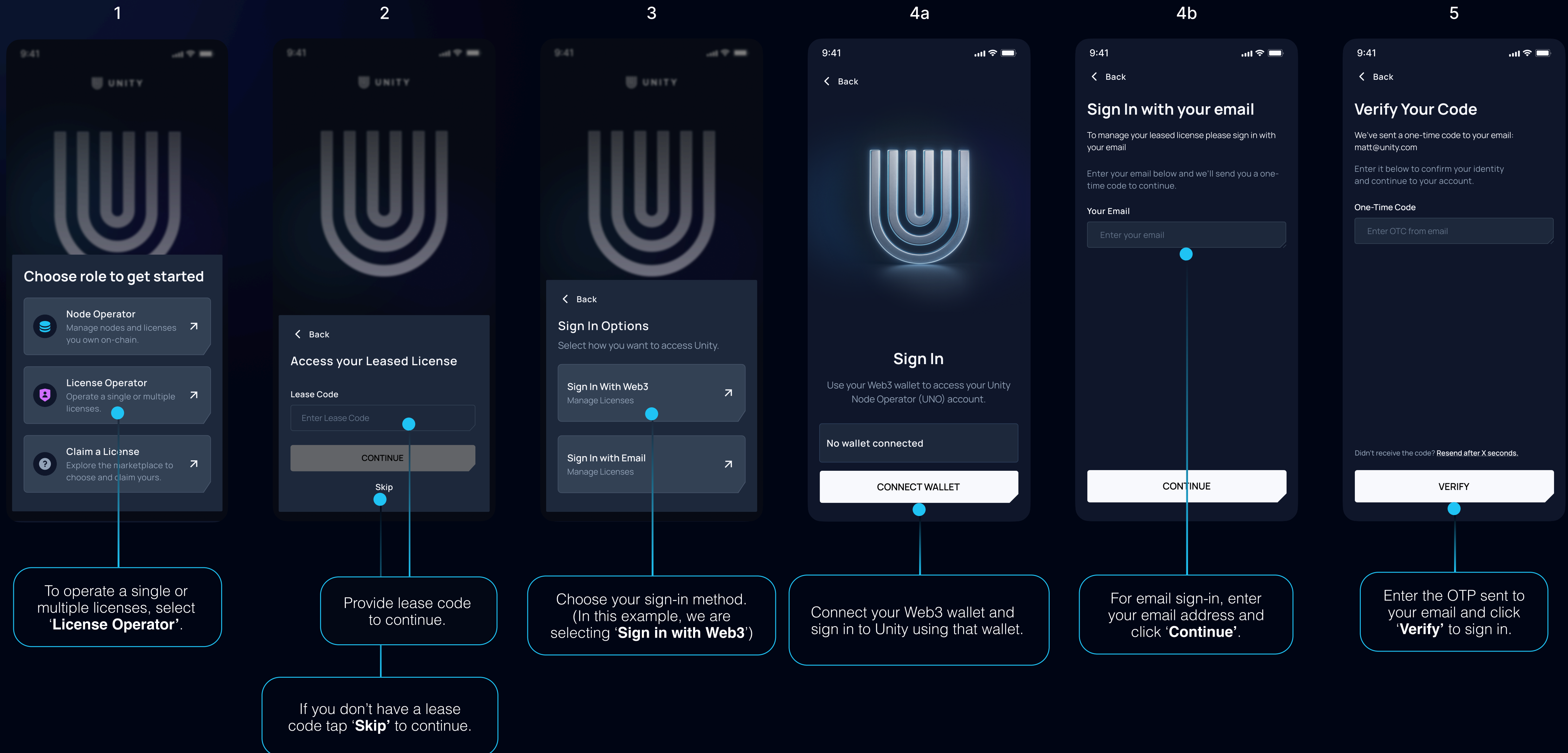
You can edit these defaults later in Settings > Wallet settings.

Confirm Configuration

SAVE LICENSE DEFAULTS

Review and save your license defaults, then proceed to the Home page.

Login & Manage as a ULO




Step #2

**ULO: Lease a license offered on
the marketplace**

Unity Marketplace

The quickest way to claim a ULO lease license on your device, is by choosing the “Claim a License” button from the menu.

Click “**Claim a License**” to open the marketplace and view available licenses for lease.



You can filter licenses by status and lease duration.

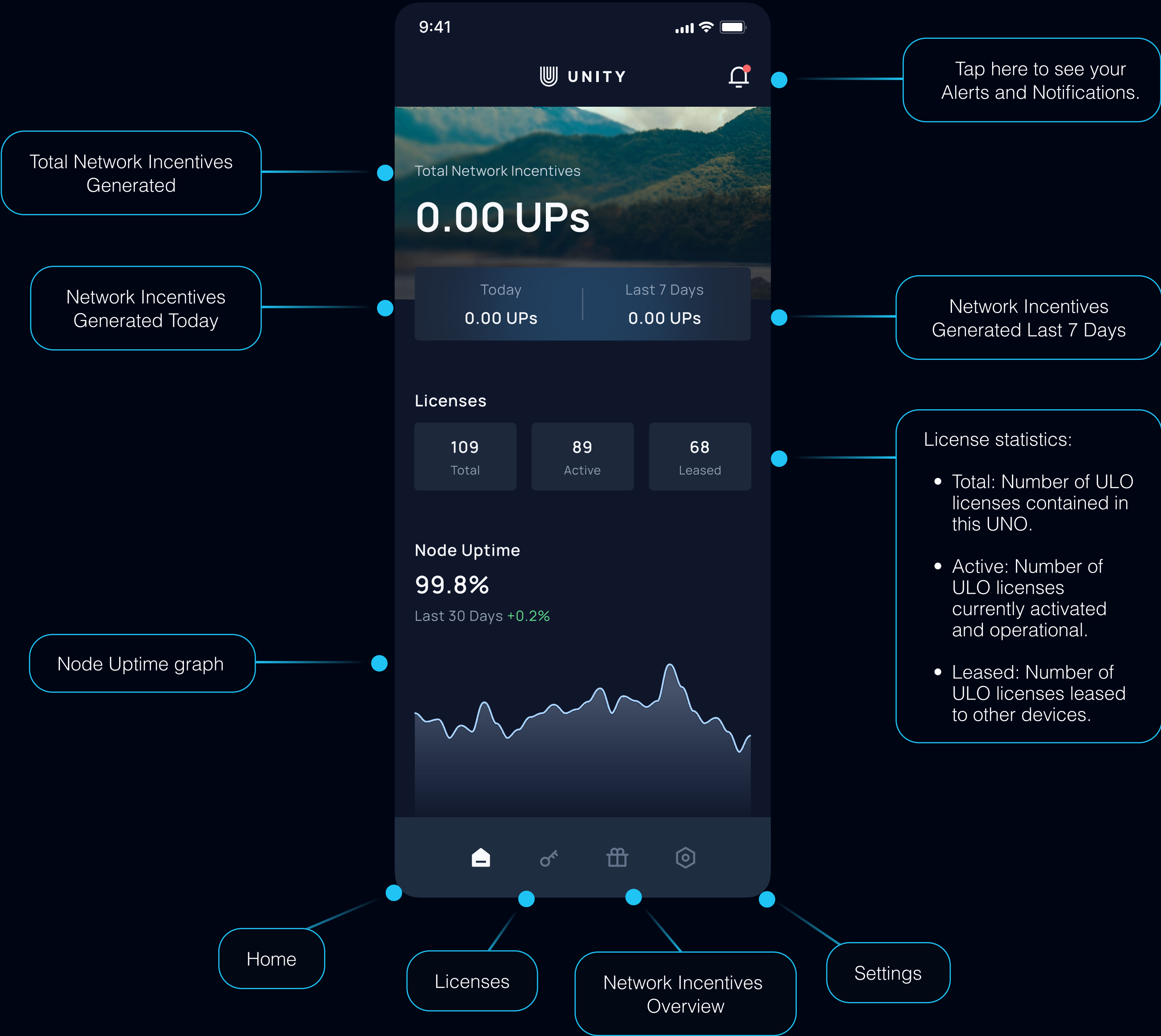
Click the leasable license you wish connect to your ULO Web3 wallet or email address.

Step #3

UNO: Dashboard Explained

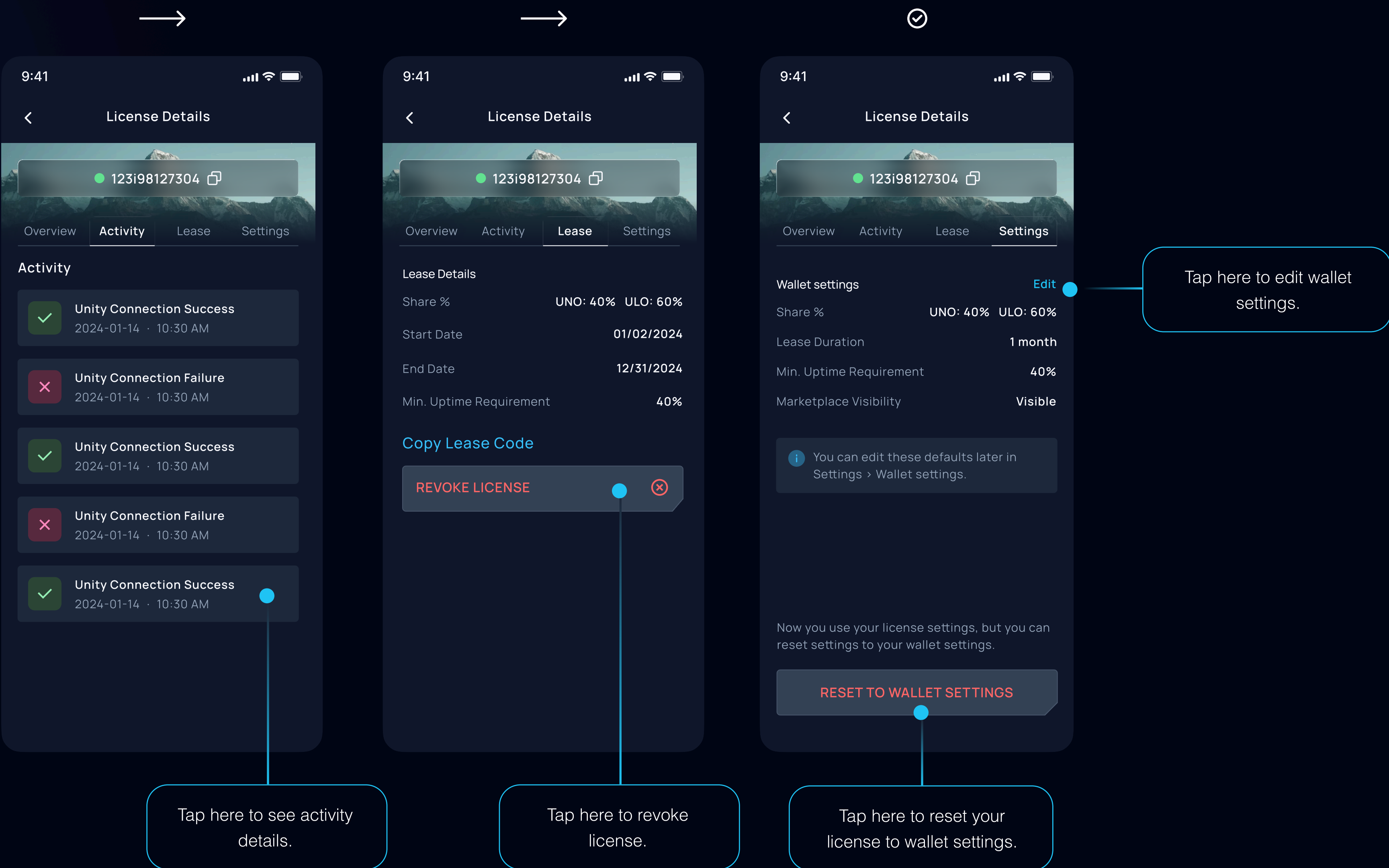
UNO Dashboard

Your UNO Dashboard provides an overview of your total, daily, and last 7 days of generated network incentives, as well as the number of licenses attached to your node, including how many are leased and active.



UNO License Overview

View license performance and settings.

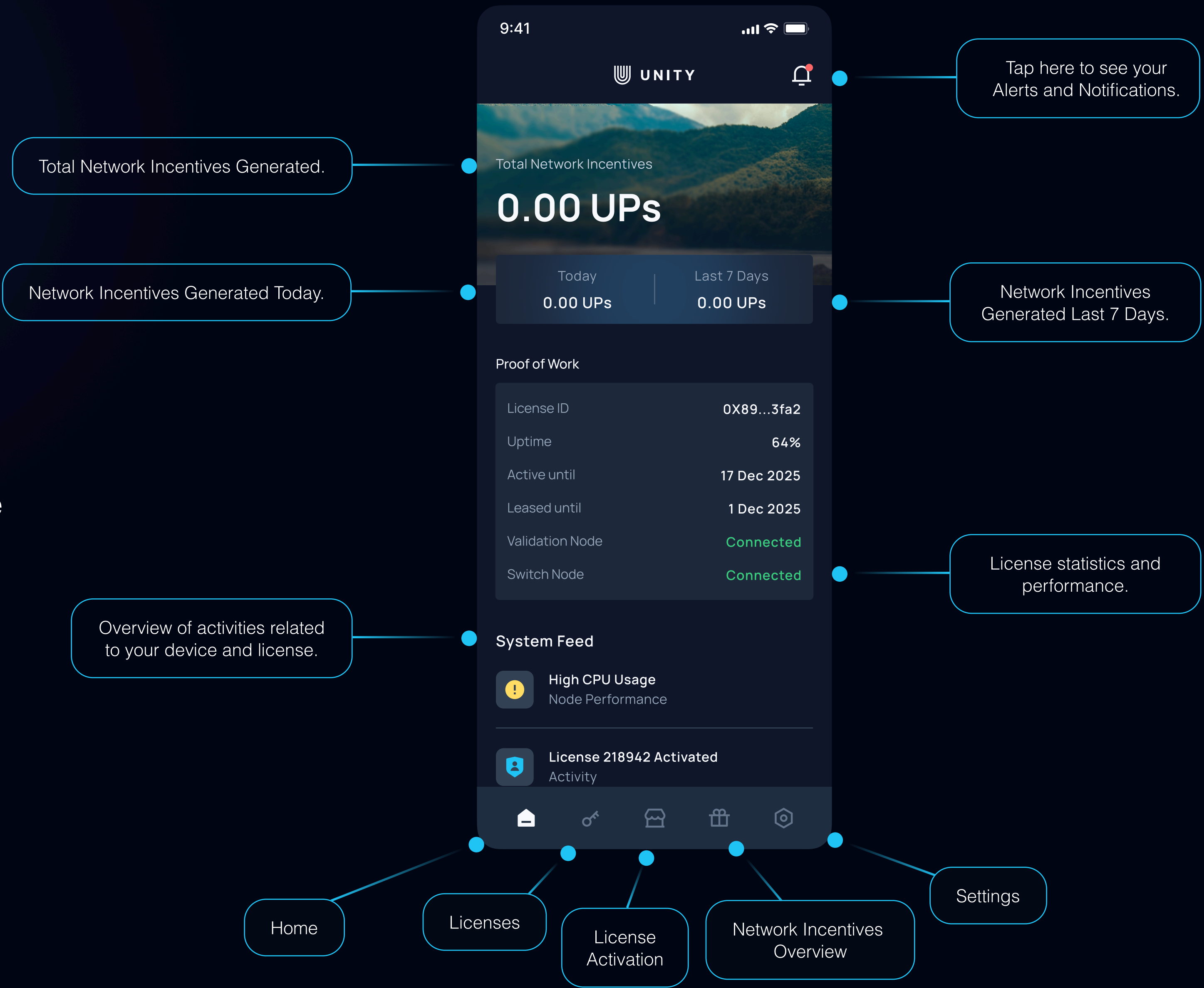


Step #4

ULO: Dashboard Explained

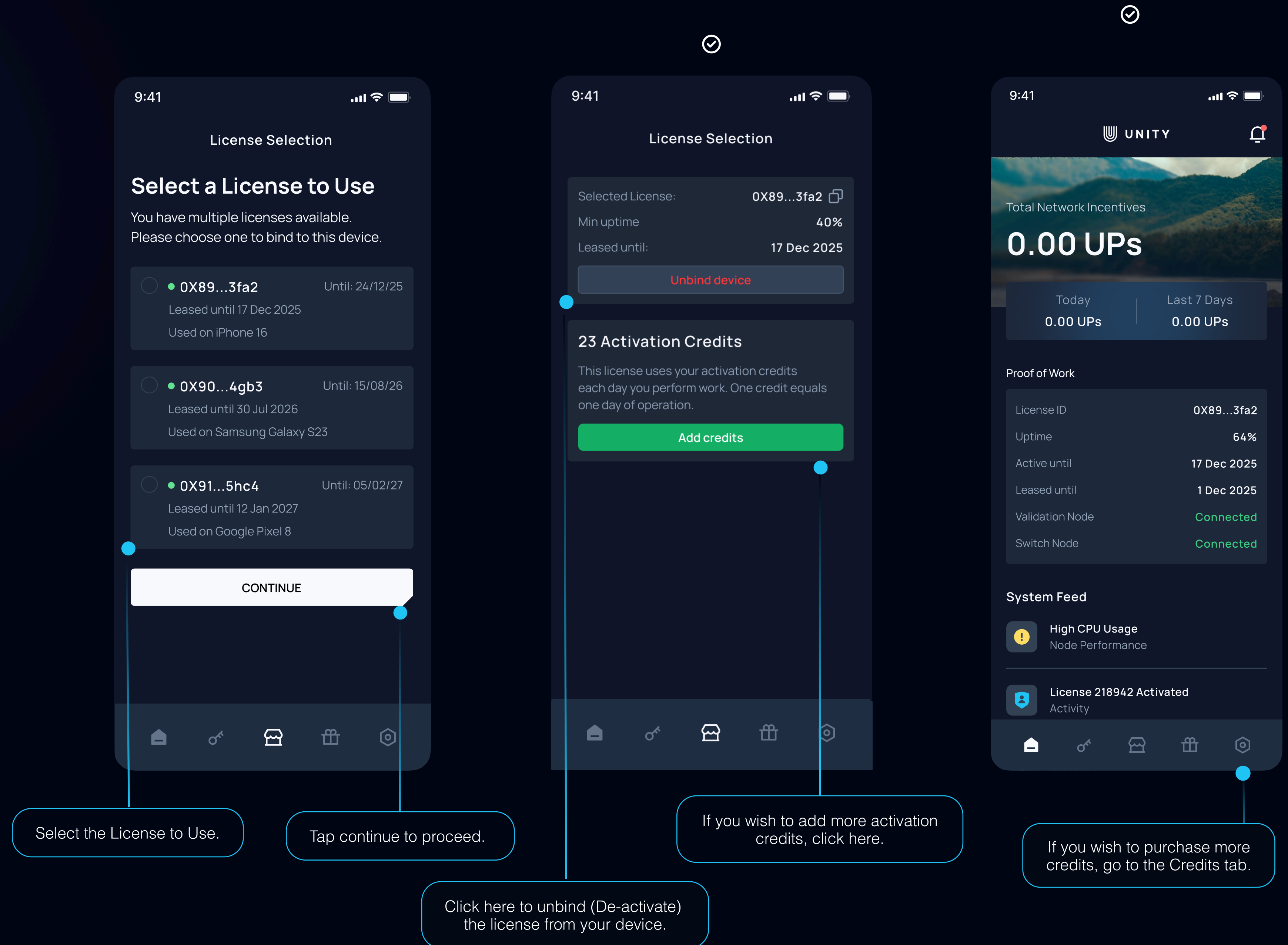
ULO Dashboard

Your ULO dashboard provides a real-time overview of your license performance and generated network incentives.



ULO License Activation

Select the license you wish to activate, then use available Unity Network credits or purchase additional Unity Network credits required to run the subscription.

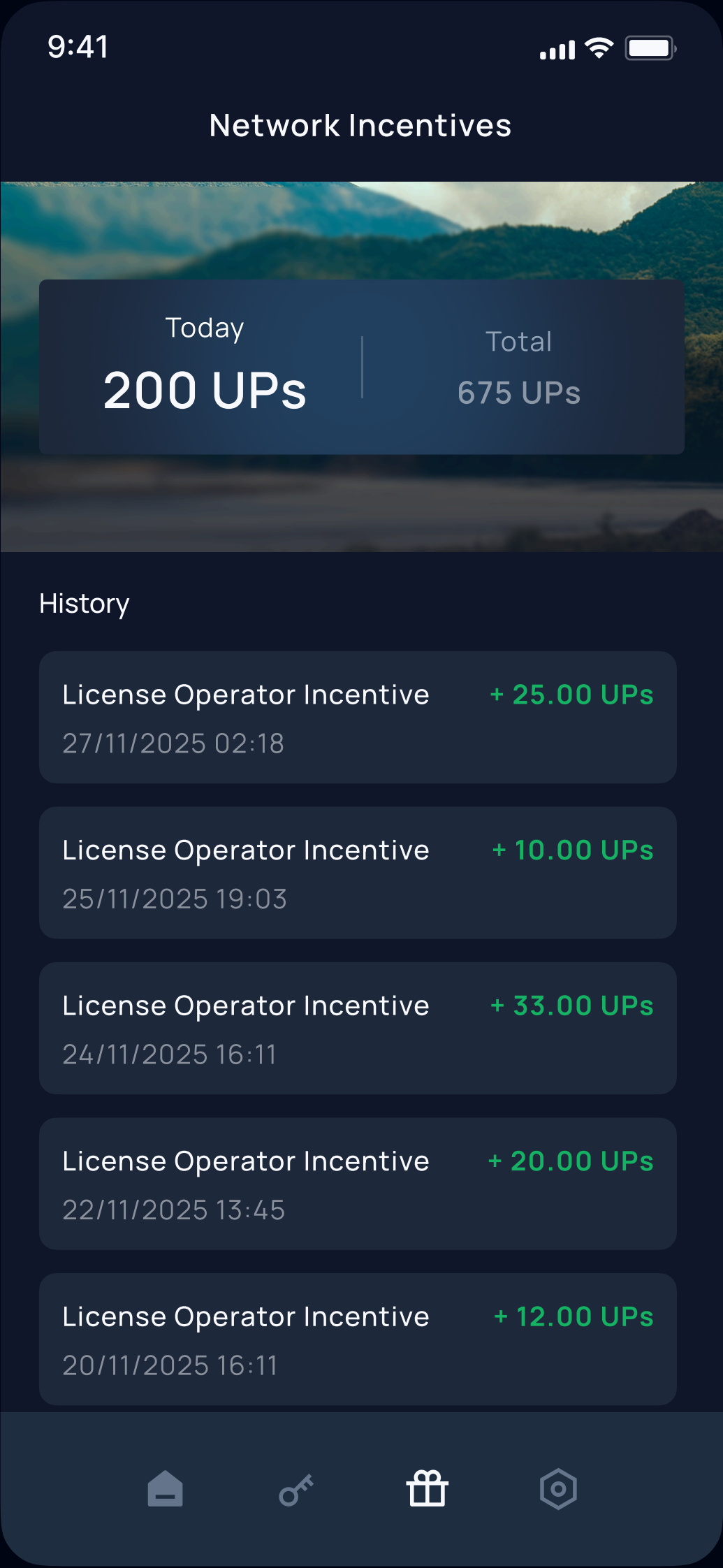


Step #5

Network Incentives

In App: UPs Network Incentives Overview

Overview of Your Generated Network Incentives.



Web Management

The Unity Web Rewards Center allows you to view and claim your rewards in real time.

UNITY

Redeemable Rewards

\$753.00

Total Rewards

\$2,335.00

WITHDRAW REWARDS

Reward Allocation

Withdrawals

0X95...5ea4

Completed / 22 Oct 2025

+ \$25.00

0X98...6gb5

Completed / 24 Oct 2025

+ \$10.00

0X12A...9c3f

Completed / 25 Oct 2025

+ \$30.00

0X34B...4d6e

Completed / 26 Oct 2025

+ \$20.00

Copyright © 2025 Unity

Terms & Conditions

Privacy Policy

Tap to claim rewards.

Tap to see transaction description.

Tap to see withdrawals.

UNITY

Redeemable Rewards*

\$753.00

Total Rewards

\$2,335.00

WITHDRAW REWARDS

Reward Allocation

Withdrawals

0X95...5ea4

Pending / 22 Oct 2025

- \$101.00

0X98...6gb5

Pending / 20 Oct 2025

- \$80.00

0X12A...9c3f

Pending / 16 Oct 2025

- \$50.00

0X34B...4d6e

Pending / 10 Oct 2025

- \$101.00

Web Management

The Unity Web Rewards Center allows you to view and claim your rewards in real time.

UNITY

[< Back](#)

Withdraw Details

Available to redeem: \$1,004.00

Enter amount to redeem

Max

Wallet Address

Enter destination address

Enter a valid crypto address. Crypto sent to the wrong address cannot be recovered. Ensure you are using the correct network and a secure wallet.

Select Chain

Bitcoin

Ethereum

USDC

CONTINUE WITHDRAWAL

↗

Copyright © 2025 Unity

[Terms & Conditions](#) [Privacy Policy](#)

Enter the amount you wish to redeem.

Provide your wallet address.

Select the chain, then choose the asset you want to redeem in.

Step #6

Settings

UNO Settings

→

9:41

Settings

123198127304

Settings

Wallet Settings

License defaults

License activation credits

Manage your license defaults

Notifications

Notification preferences

Legal

Terms & Conditions

Privacy Policy

Tap here to view and configure the wallet's default settings for leasing and marketplace visibility.

Tap here to view and purchase activation credits.

Tap here to see Notifications.

✓

9:41

Settings

Terms & Conditions

Privacy Policy

Cookie & SDK Tracking Policy

End-User License Agreement

LOG OUT

Manage account

Delete your account and all associated data permanently. This action cannot be undone.

DELETE ACCOUNT

Tap here to see Terms & Conditions.

Tap here to see Privacy Policy.

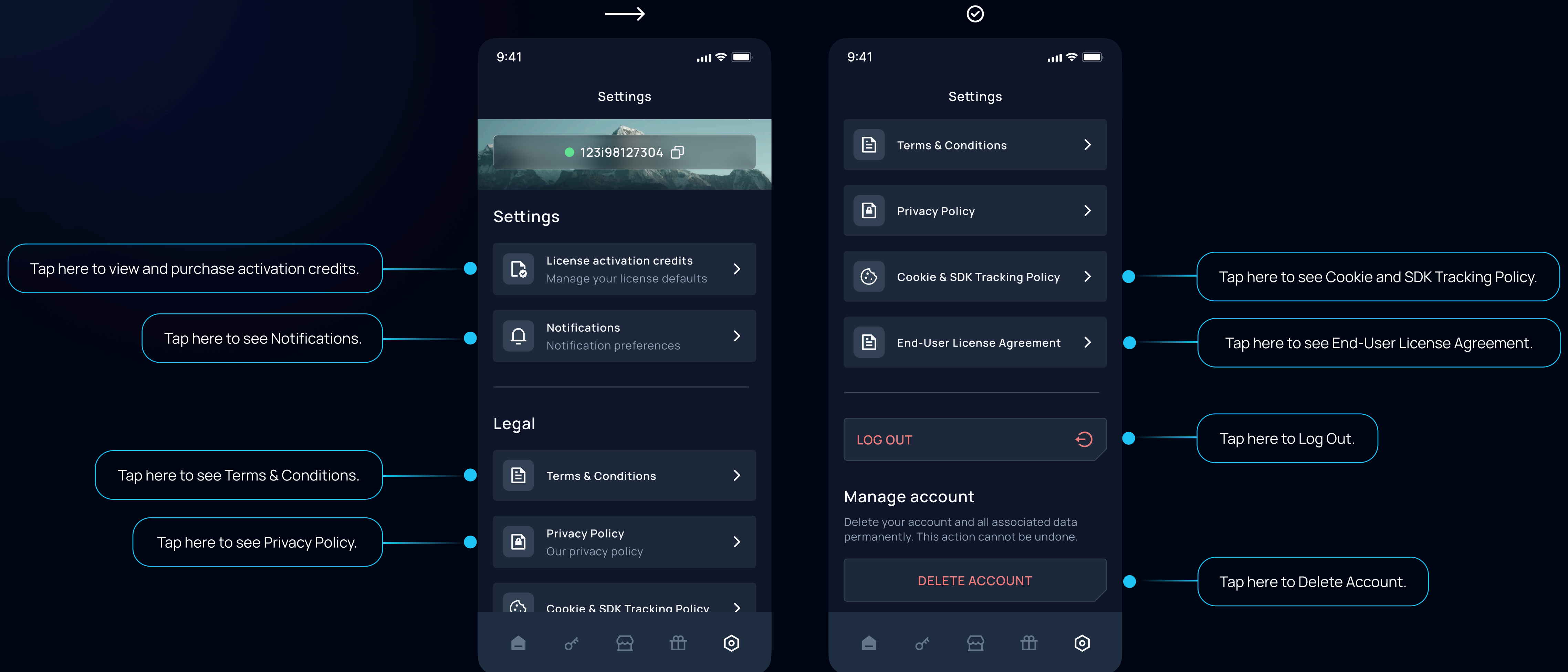
Tap here to see Cookie and SDK Tracking Policy.

Tap here to see End-User License Agreement.

Tap here to Log Out.

Tap here to Delete Account.

ULO Settings



Troubleshooting

If your wallet fails to connect, ensure your Web3 wallet app is unlocked and network settings match Unity's supported chain. If you don't receive the email verification code, check your spam folder or try resending after 60 seconds. For help, contact support@unitynodes.io or visit the [Help Center](#).

Security: For your protection, consider enabling wallet-level security options and regularly reviewing connected devices.
Delete Account: This is permanent. Your account data, licenses, and rewards history will be permanently erased.

Adding a License: Go to [Marketplace](#) → [Claim a License](#) to add a new license.

Network Activation Credits: Each Unity Node license requires Unity Network credits for operation. You can purchase or add more Unity Network credits within the [Settings](#) menu. When a license expires or is revoked, you must renew or replace your Unity Node license to continue earning rewards.

Rewards are distributed in crypto assets (Bitcoin, Ethereum, ADA, select partner assets and USDC). Ensure your wallet address is correct before claiming - transactions are irreversible.
Minimum claim amount and payout schedules depend on network load and governance policies.

Governance and Transparency

Unity Network Tech Limited (UK) operates and provides services in the United Kingdom in accordance with English law, including the Companies Act 2006, Consumer Rights Act 2015, and all applicable anti-money laundering and data protection legislation (including the UK Data Protection Act 2018 and GDPR-aligned standards).

Unity Network Tech Limited (UK) is a company registered in England & Wales (No. 16821709), providing software-based telecom verification services within the Unity Edge Network. The app and Unity Node Licenses (UNOs/ULOs) operate exclusively for software testing, analytics, and functional participation; they do not route or transmit user calls or SMS, nor do they provide telecom or investment services. All verification tasks are isolated, opt-in, and do not interfere with normal carrier services.

Unity Network Tech Limited (UK) operates under licence from Unity Network Limited (Hong Kong), the global platform provider, in collaboration with Minutes Network Token X Ltd (St Lucia) and World Mobile Treasury Group Ltd (BVI).

“Utility” denotes solely the operational, non-investment use of the Unity app, nodes, and task rewards within the Unity Edge Network. Neither the app, UNOs, ULOs, nor any related rewards are securities, equity, or investment products, and Unity is not authorised or regulated by the UK Financial Conduct Authority (FCA). No returns, income, or appreciation are promised or guaranteed; values and rewards may be zero and payments are at risk, with no guarantee of repayment or profit.

Governance and Transparency

All data handling is compliant with the Data Protection Act 2018, aligned to GDPR standards. Only anonymised telemetry is processed; personal data (PII) is neither stored nor transmitted except as required by UK law, and use of the app invokes the UK Privacy Policy and Cookie & SDK Tracking Policy.

Independent auditors review core operations and contract fulfilment annually to maintain regulatory transparency and safeguard user trust.

By using our app or operating a Unity Node, you agree to these terms. Users remain solely responsible for safeguarding devices, passwords, PINs, or wallet keys. Use in breach of UK law, sanctions, or from restricted territories (including where VoIP is prohibited) is strictly forbidden.

Unity Network Tech Limited (UK) is not licensed by the FCA and does not offer investment advice, products, or services. This is not an investment. Rewards are non-guaranteed and you may lose all sums paid.



UNITY

More Connectivity, More Proof, More Utility

unitynodes.io



© 2025 Unity Network Limited (Hong Kong).
All rights reserved.